Partnership. With Guarantee.

Votli vijak z zapornim ventilom
Serija MV45









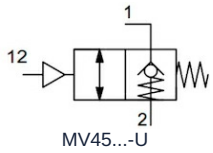

MV45...-U

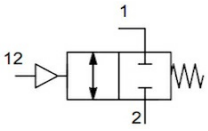

MV45...-B

Konstrukcija	Votli vijak z zapornim ventilom, pnevmatsko odklepljivo, opcijsko z vtično-, vijačno- ali obročnim kosom z notranjim navojem
Material	Telo Medenina nikljana, Batni valjček Nerjavno jeklo, Vzmet iz nerjavnega jekla, Tesnila NBR-PU, tesnilni obroč Poliamid (PA)
Funkcija	U: prost prehod v eni smeri, Preprečevanje pretoka v nasprotni smeri, pri pnevmatskem signalu prost prehod v obe smeri B: obojestransko zaporno, pri pnevmatskem signalu prost prehod v obe smeri
Navojni priključki	G1/8"...G1/2" po ISO228/1
Zunanji premer cevi	6mm, 8mm, 10mm in 12mm
priporočeni materiali	Poliamid (PA), Poliuretan (PU/CP), polietilen (PE), PTFE (PT)
Tolerance cevi	+/-0,05mm do Premer 10mm, +/-0,1mm od premera 12mm
Položaj vgradnje	poljubno
Medij	Stisnjen zrak, nevtralni plini
Temperatura medija	-5...+70°C
Obratovalni tlak	2...10bar

Diagram krmilnega tlaka

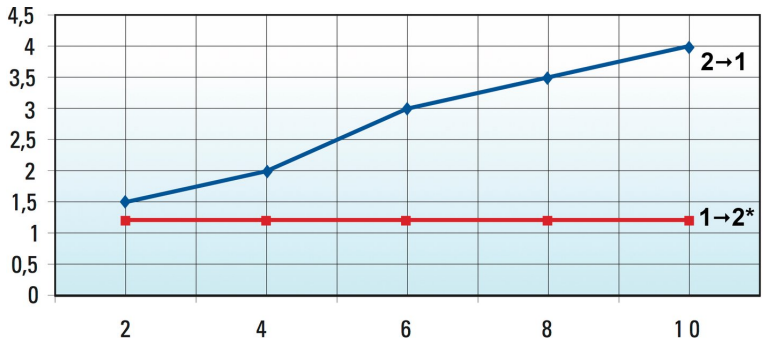

Navpična os: krmilni tlak v bar
Horizontalna os: Vhodni tlak v bar

*samo za serijo MV45...-B

+43 512 52076
austria@stasto.eu
© STASTO Automation KG

Dimenzije brez obročnega kosa

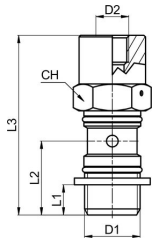

D1	D2	L1	L2	L3	Pretok [Nl/min]	CH	Teža [g]	Tip
G1/8"	M5	6	15,5	42	170	13	24	MV45-00-18-U
G1/4"	M5	8	18,5	47	345	17	47	MV45-00-14-U
G3/8"	G1/8"	9	21	53,5	700	20	78	MV45-00-38-U
G1/2"	G1/8"	10	24,5	60	1050	25	139	MV45-00-12-U

D1	D2	L1	L2	L3	Pretok [Nl/min]	CH	Teža [g]	Tip
G1/8"	M5	6	15,5	42	440	13	24	MV45-00-18-B
G1/4"	M5	8	18,5	47	660	17	47	MV45-00-14-B
G3/8"	G1/8"	9	21	53,5	965	20	78	MV45-00-38-B
G1/2"	G1/8"	10	24,5	60	1450	25	139	MV45-00-12-B

*Pretok pri vhodnem tlaku 6bar in padcu tlaka 1bar

Dimenzije z obročni nastavek za vtično spojko

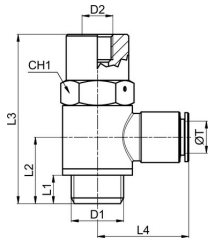

D1	D2	ØT Zunanji premer cevi	L1	L2	L3	L4	Pretok [Nl/min]	CH1	Teža [g]	Tip
G1/8"	M5	6	6	15,5	42	22,5	170	13	40	MV45MA35-06-18-U
G1/4"	M5	6	8	18,5	47	24	345	17	69	MV45MA35-06-14-U
G1/4"	M5	8	8	18,5	47	24,5	345	17	70	MV45MA35-08-14-U
G3/8"	G1/8"	8	9	21	53,5	26,5	700	20	116	MV45MA35-08-38-U
G3/8"	G1/8"	10	9	21	53,5	29	700	20	117	MV45MA35-10-38-U
G1/2"	G1/8"	12	10	24,5	60	31,5	1050	25	196	MV45MA35-12-12-U

D1	D2	ØT Zunanji premer cevi	L1	L2	L3	L4	Pretok [Nl/min]	CH1	Teža [g]	Tip
G1/8"	M5	6	6	15,5	42	22,5	440	13	40	MV45MA35-06-18-B
G1/4"	M5	6	8	18,5	47	24	660	17	69	MV45MA35-06-14-B
G1/4"	M5	8	8	18,5	47	24,5	660	17	70	MV45MA35-08-14-B
G3/8"	G1/8"	8	9	21	53,5	26,5	965	20	116	MV45MA35-08-38-B
G3/8"	G1/8"	10	9	21	53,5	29	965	20	117	MV45MA35-10-38-B
G1/2"	G1/8"	12	10	24,5	60	31,5	1450	25	196	MV45MA35-12-12-B

*Pretok pri vhodnem tlaku 6bar in padcu tlaka 1bar

+43 512 52076
austria@stasto.eu
© STASTO Automation KG

Dimenzije z Obročni priključek z vijačno spojko

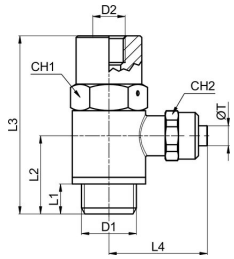

D1	D2	Premer cevi cevi ØT D/d [mm]	L1	L2	L3	L4	Pretok [Nl/min]	CH1	CH2	Teža [g]	Tip
G1/8"	M5	6/4	6	15,5	42	25	170	13	12	43	MV45MC23-06-18-U
G1/4"	M5	6/4	8	18,5	47	26,5	345	17	12	72	MV45MC23-06-14-U
G1/4"	M5	8/6	8	18,5	47	27,5	345	17	14	74	MV45MC23-08-14-U
G3/8"	G1/8"	8/6	9	21	53,5	29,5	700	20	14	117	MV45MC23-08-38-U
G3/8"	G1/8"	10/8	9	21	53,5	30,5	700	20	16	119	MV45MC23-10-38-U
*Pretok pri vhodnem tlaku 6bar in padcu tlaka 1bar											

D1	D2	Premer cevi cevi ØT D/d [mm]	L1	L2	L3	L4	Pretok [Nl/min]	CH1	CH2	Teža [g]	Tip
G1/8"	M5	6/4	6	15,5	42	25	440	13	12	43	MV45MC23-06-18-B
G1/4"	M5	6/4	8	18,5	47	26,5	660	17	12	72	MV45MC23-06-14-B
G1/4"	M5	8/6	8	18,5	47	27,5	660	17	14	74	MV45MC23-08-14-B
G3/8"	G1/8"	8/6	9	21	53,5	29,5	965	20	14	117	MV45MC23-08-38-B
G3/8"	G1/8"	10/8	9	21	53,5	30,5	965	20	16	119	MV45MC23-10-38-B
*Pretok pri vhodnem tlaku 6bar in padcu tlaka 1bar											

+43 512 52076
austria@stasto.eu
© STASTO Automation KG

Dimenzije z Obročni priključek z notranjim navojem

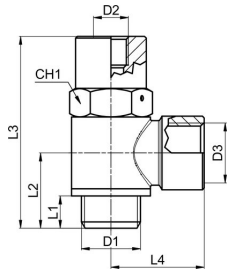

D1	D2	D3	L1	L2	L3	L4	Pretok [Nl/min]	CH1	Teža [g]	Tip
G1/8"	M5	G1/8"	6	15,5	42	18	170	13	39	MV45RA042-18-18-U
G1/4"	M5	G1/4"	8	18,5	47	22	345	17	72	MV45RA042-14-14-U
G3/8"	G1/8"	G3/8"	9	21	53,5	26	700	20	118	MV45RA042-38-38-U
G1/2"	G1/8"	G1/2"	10	24,5	60	32	1050	25	205	MV45RA042-12-12-U

D1	D2	D3	L1	L2	L3	L4	Pretok [Nl/min]	CH1	Teža [g]	Tip
G1/8"	M5	G1/8"	6	15,5	42	18	440	13	39	MV45RA042-18-18-B
G1/4"	M5	G1/4"	8	18,5	47	22	660	17	72	MV45RA042-14-14-B
G3/8"	G1/8"	G3/8"	9	21	53,5	26	965	20	118	MV45RA042-38-38-B
G1/2"	G1/8"	G1/2"	10	24,5	60	32	1450	25	205	MV45RA042-12-12-B

*Pretok pri vhodnem tlaku 6bar in padcu tlaka 1bar

Ilustracije nezavezujoče
Pridržujemo si pravico do konstrukcijskih, dimenzijskih in materialnih sprememb