Partnership. With Guarantee.

Pressure regulator G1/2"
Series Gold RE08



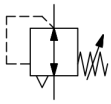

Design type	Diaphragm pressure regulator with secondary venting, Panel mounting
Connection	G1/2" according to ISO228/1
Materials	Housing and spring bonnet Zinc die casting, Seals NBR
Function	Control of secondary pressure
Mounting position	any
Medium	filtered compressed air
Medium temperature	0...+60°C, (with appropriately conditioned compressed air -10...+60°C)
Ambient temperature	-10...+80°C
Inlet pressure	max. 25bar
Control ranges	0,1...3/ 0,2...6/ 0,5...10 and 0,5...16bar
Flow direction	is marked by an arrow
Scope of delivery	including neck nut

+43 512 52076
austria@stasto.eu
© STASTO Automation KG

Dimensional drawing

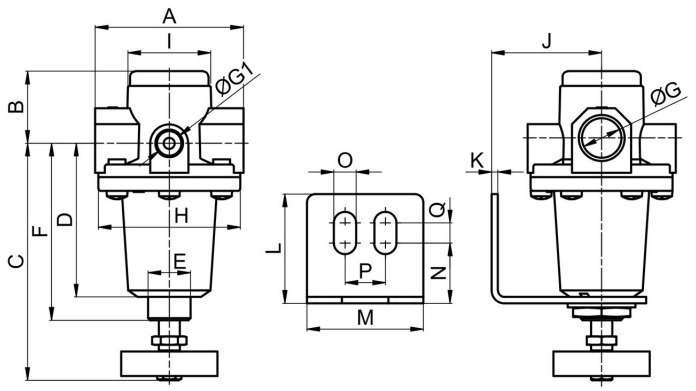

Connection G	A	B	C	D	E	F	G1	H	I	J	K	L	M	N	O	P	Q
G1/2"	70	34	112	72,5	M20x1,5	83,5	1/4"	67	39,5	52	3	51,5	55	28,5	10,5	19	9,5

Connection	Flow rate at 6 bar* [Nl/min]	Inlet pressure [bar]	Pressure range [bar]	Weight [approx. kg]	Type
G1/2"	2200	25	0,1...3	0,8	RE08-12-0,1/3
G1/2"	2200	25	0,2...6	0,8	RE08-12-0,2/6
G1/2"	2200	25	0,5...10	0,8	RE08-12-0,5/10
G1/2"	2200	25	0,5...16	0,8	RE08-12-0,5/16

*Flow rate data at inlet pressure of 8bar, outlet pressure of 6bar and 1bar Pressure drop

Flow diagram for control range 0,5...10 bar

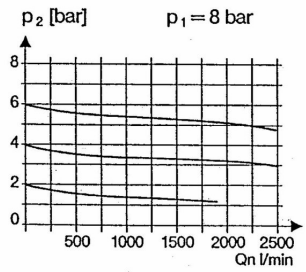

Accessories

Designation	Type
Holding angle with neck nut M20x1,5	MMP04-14H/12

Illustrations non-binding
Design, dimensional and material changes reserved